



US00D441490S

(12) **United States Design Patent**
Borders

(10) **Patent No.:** **US D441,490 S**

(45) **Date of Patent:** **** May 1, 2001**

(54) **HANDLE FOR SURGICAL LIGHTHEAD**

(75) **Inventor:** **Richard L. Borders**, Cincinnati, OH (US)

(73) **Assignee:** **Hill-Rom, Inc.**, Batesville, IN (US)

(**) **Term:** **14 Years**

(21) **Appl. No.:** **29/113,427**

(22) **Filed:** **Nov. 4, 1999**

Related U.S. Application Data

(62) Division of application No. 29/085,751, filed on Mar. 30, 1998, now Pat. No. Des. 421,148.

(51) **LOC (7) Cl.** **26-99**

(52) **U.S. Cl.** **D26/113**

(58) **Field of Search** D26/60-66; 362/267, 362/269, 271, 272, 282, 287, 418, 419, 427, 804, 399, 33

(56) **References Cited**

U.S. PATENT DOCUMENTS

4,517,632 * 5/1985 Roos 362/269

4,617,619 * 10/1986 Gahly 362/282 X
5,165,786 * 11/1992 Hubert 362/287
5,669,102 * 9/1997 Sendel 362/804 X
5,772,316 * 6/1998 Hoffman et al. 362/804 X
6,012,821 * 1/2000 Yeane et al. 362/33

* cited by examiner

Primary Examiner—Susan J. Lucas

(74) *Attorney, Agent, or Firm*—Barnes & Thornburg

(57) **CLAIM**

The ornamental design for a handle for a surgical lighthead, as shown and described.

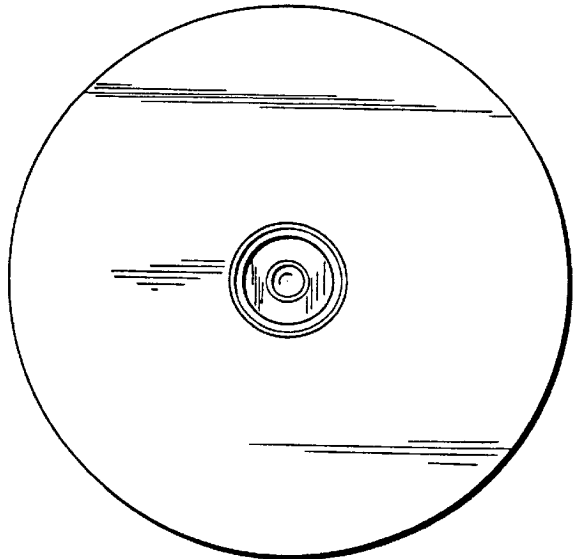
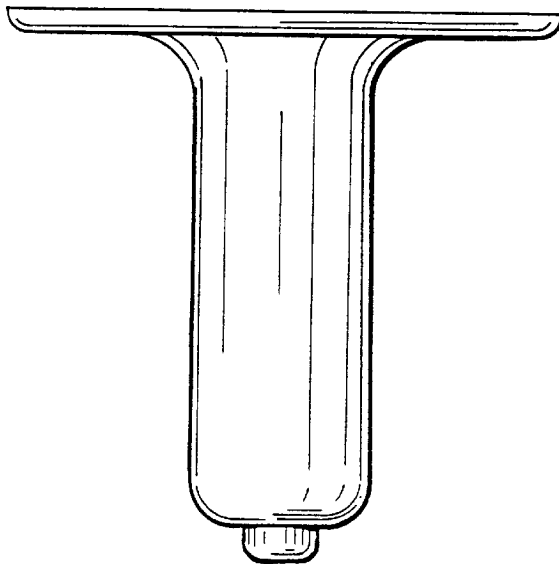
DESCRIPTION

FIG. 1 is an elevational view of a handle for a surgical lighthead of my new design;

FIG. 2 is a top plan view thereof; and,

FIG. 3 is a bottom plan view thereof.

1 Claim, 2 Drawing Sheets



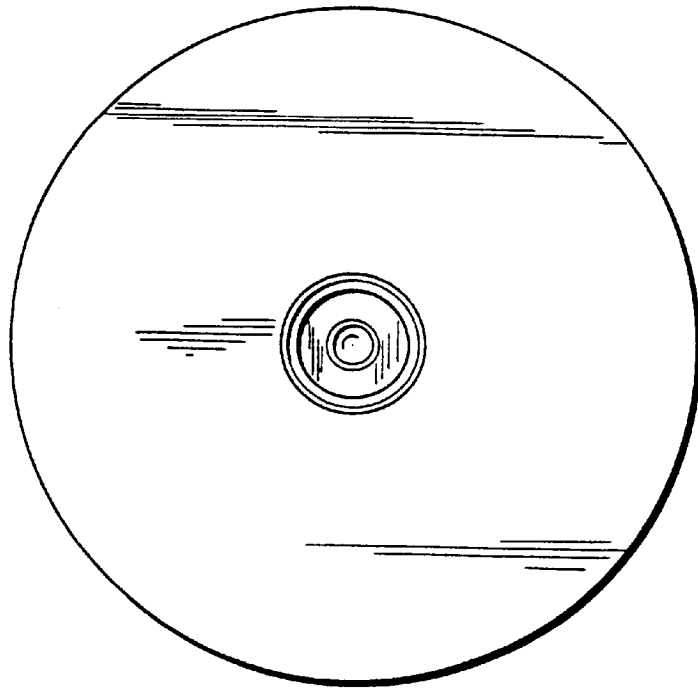


FIG. 2

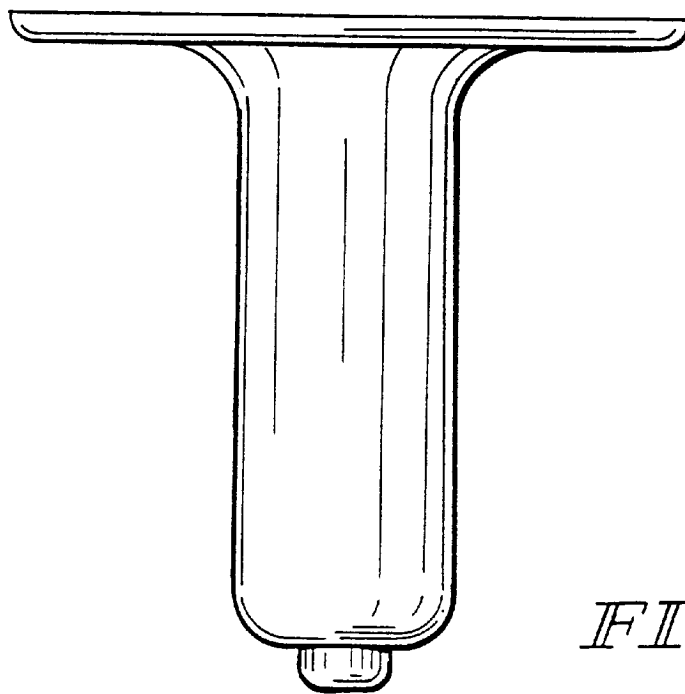


FIG. 1



FIG. 3