



US00D421507S

**United States Patent** [19]  
**Borders et al.**

[11] **Patent Number: Des. 421,507**  
[45] **Date of Patent: \*\* Mar. 7, 2000**

[54] **SURGICAL LIGHTHEAD COVER**

[75] Inventors: **Richard L. Borders**, Cincinnati, Ohio;  
**Dennis C. Coon**, Erie, Pa.

[73] Assignee: **Hill-Rom, Inc.**, Batesville, Ind.

[\*\*] Term: **14 Years**

[21] Appl. No.: **29/085,727**

[22] Filed: **Mar. 30, 1998**

[51] **LOC (6) Cl.** ..... **26-99**

[52] **U.S. Cl.** ..... **D26/118; D26/65**

[58] **Field of Search** ..... 16/422; 362/400-402,  
362/286, 287, 308, 389, 239, 233, 33, 96,  
294, 243, 298, 253, 275, 404; D26/118,  
65

[56] **References Cited**

**U.S. PATENT DOCUMENTS**

D. 254,632	4/1980	Brendgord	.....	D26/65
D. 297,056	8/1988	Sestak	.....	D26/65
3,240,925	3/1966	Paschke et al.	.	
4,032,771	6/1977	Ilzig	.	
4,037,096	7/1977	Brendgord et al.	.	
4,280,167	7/1981	Ellett	.	
4,288,844	9/1981	Fisher et al.	.	
4,395,750	7/1983	Scheidemann et al.	.	
4,517,632	5/1985	Roos	.	
4,844,252	7/1989	Barron et al.	.	
4,878,156	10/1989	Hallings et al.	.	
4,916,597	4/1990	Hallings et al.	.....	362/233
4,974,288	12/1990	Reasner	.	

5,001,616	3/1991	Gehly et al.	.	
5,025,359	6/1991	Saluja et al.	.	
5,036,446	7/1991	Quintanilla et al.	.	
5,038,261	8/1991	Kloos	.....	362/286
5,065,296	11/1991	Cude	.	
5,156,456	10/1992	Hoftman et al.	.	
5,165,786	11/1992	Hubert	.	
5,188,454	2/1993	Quintanilla et al.	.	
5,355,292	10/1994	Hoftman et al.	.	
5,599,093	2/1997	Hoftman et al.	.	
5,604,955	2/1997	Horan	.	
5,613,771	3/1997	Siverling	.....	362/401

**OTHER PUBLICATIONS**

Berchtold Corporation, "Chromophare® C-571 Superior lighting technology is the secret of our success", Feb. 1995, 8 pages.

Berchtold Corporation, Chromophare® C-570 Service Manual, date unknown, 20 pages.

*Primary Examiner*—Freda Nunn

*Attorney, Agent, or Firm*—Barnes & Thornburg

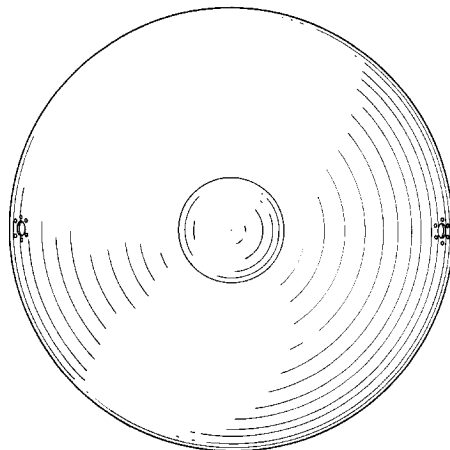
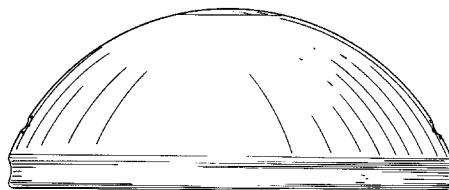
[57] **CLAIM**

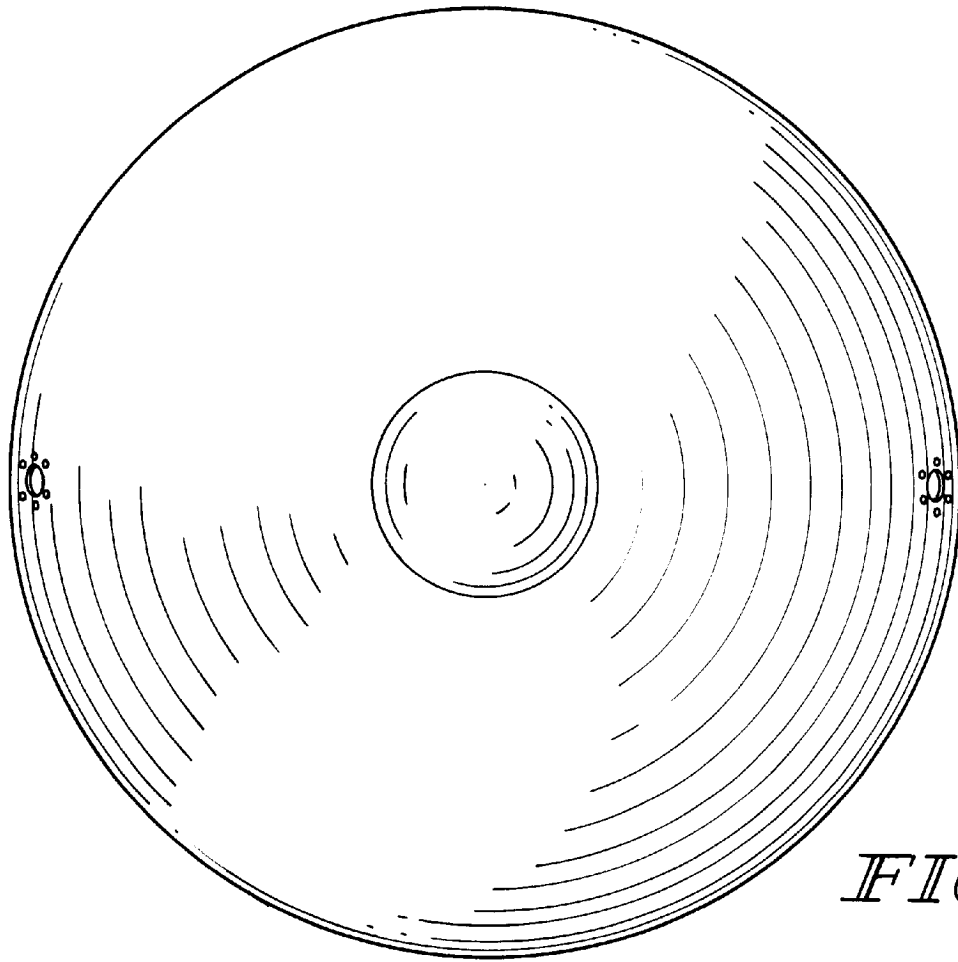
The ornamental design for a surgical lighthead cover, as shown and described.

**DESCRIPTION**

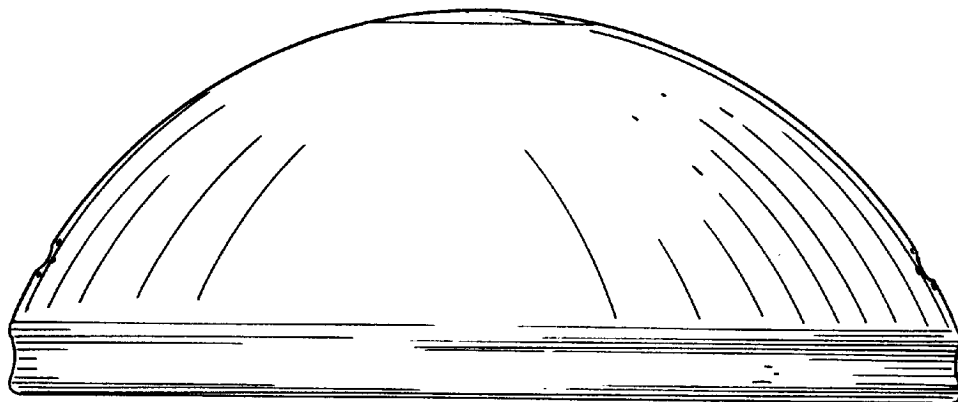
FIG. 1 is a front elevational view of a surgical lighthead cover showing our new design; FIG. 2 is a top plan view thereof; FIG. 3 is a side elevational view thereof; and, FIG. 4 is a bottom plan view thereof.

**1 Claim, 2 Drawing Sheets**

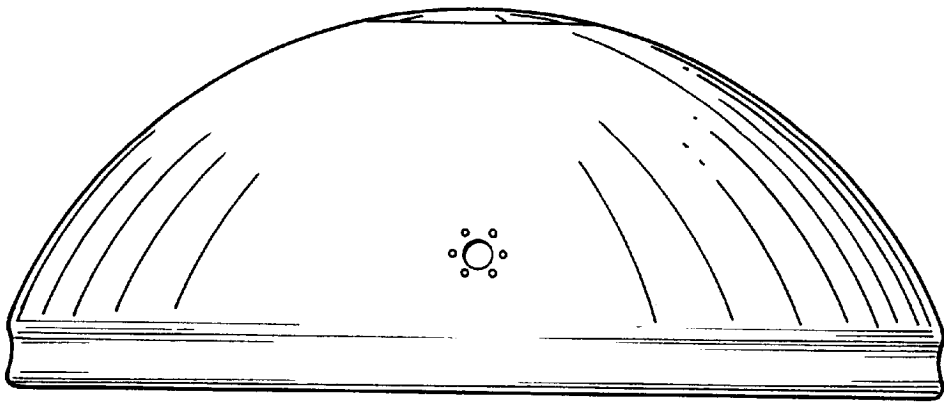




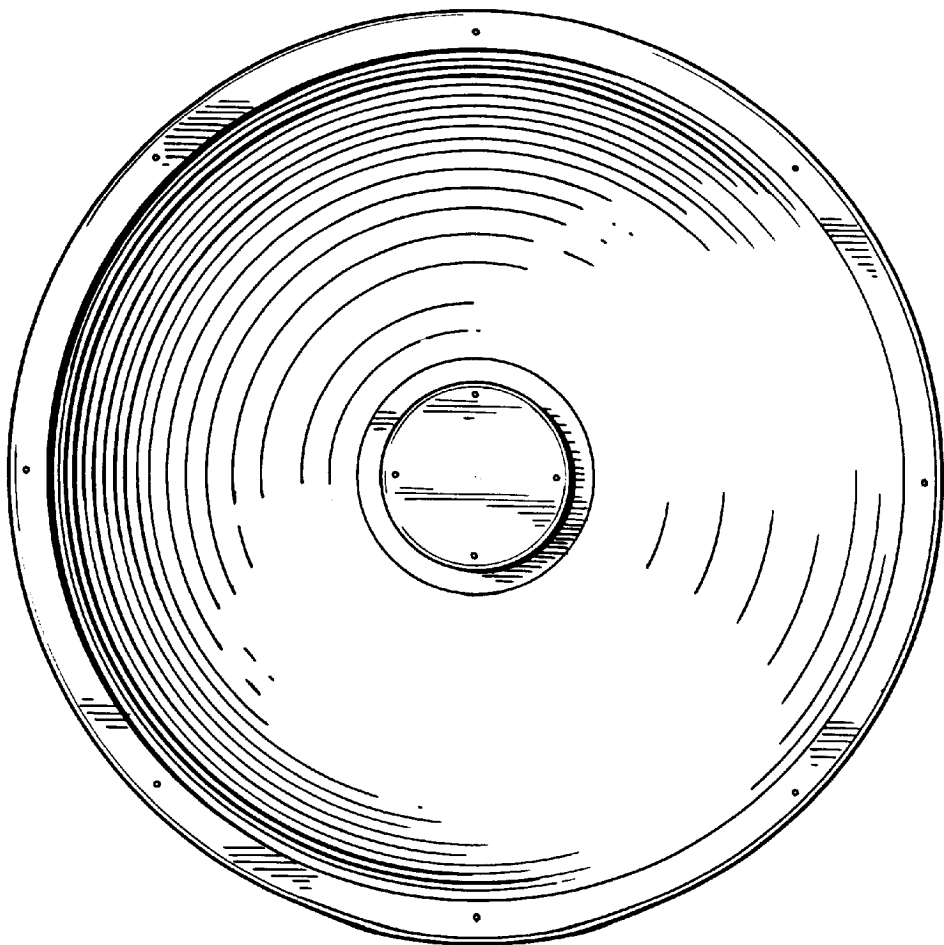
*FIG. 2*



*FIG. 1*



*FIG. 3*



*FIG. 4*