



US00D421148S

United States Patent [19] Borders

[11] Patent Number: **Des. 421,148**
[45] Date of Patent: **** Feb. 22, 2000**

[54] **HANDLE FOR SURGICAL HEADLIGHT**
[75] Inventor: **Richard L. Borders**, Cincinnati, Ohio
[73] Assignee: **Hill-Rom, Inc.**, Batesville, Ind.
[**] Term: **14 Years**
[21] Appl. No.: **29/085,751**
[22] Filed: **Mar. 30, 1998**
[51] **LOC (7) Cl.** **26-99**
[52] **U.S. Cl.** **D26/113**
[58] **Field of Search** D26/63, 113, 65;
D8/300, 310, DIG. 2; 362/269, 275, 287,
418, 419, 427, 109, 376, 399, 457, 458,
804

4,994,945 2/1991 O'Shea et al. 362/804 X
5,001,616 3/1991 Gehly et al. .
5,025,359 6/1991 Saluja et al. .
5,036,446 7/1991 Quintanilla et al. .
5,038,261 8/1991 Kloos .
5,065,296 11/1991 Cude .
5,156,456 10/1992 Hofman et al. .
5,165,786 11/1992 Hubert .
5,188,454 2/1993 Quintanilla et al. .
5,355,292 10/1994 Hofman et al. .
5,599,093 2/1997 Hofman et al. .
5,604,955 2/1997 Horan .

OTHER PUBLICATIONS

Berchtold Corporation, "Chromophare® C-571 Superior lighting technology is the secret of our success", Feb. 1995, 8 pages.
Berchtold Corporation, Chromophate® C-570 Service Manual, date unknown, 20 pages Prior to Filing Date.

Primary Examiner—Susan J. Lucas
Attorney, Agent, or Firm—Barnes & Thornburg

[56] **References Cited** U.S. PATENT DOCUMENTS

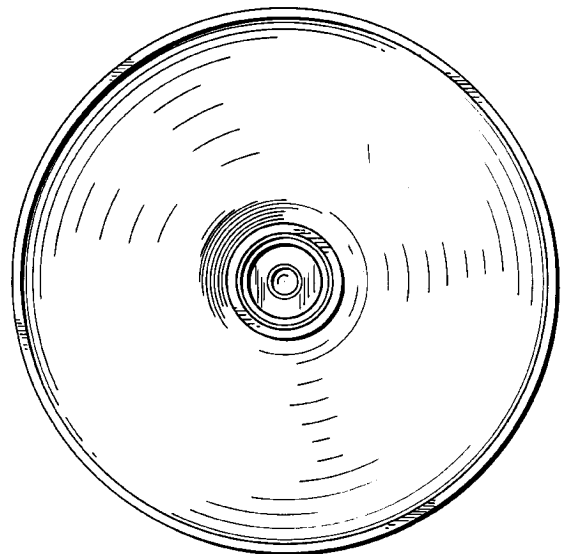
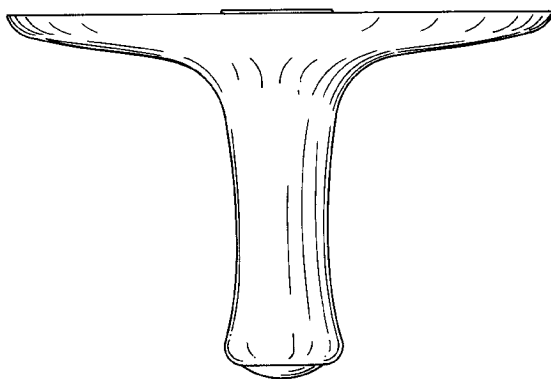
D. 199,924 12/1964 Schiage D8/310
D. 206,521 12/1966 Bottom D8/DIG. 2
303,222 8/1884 Grom et al. D8/DIG. 2
3,240,925 3/1966 Paschke et al. .
4,032,771 6/1977 Ilzig .
4,037,096 7/1977 Brendgord et al. .
4,280,167 7/1981 Ellett .
4,288,844 9/1981 Fisher et al. .
4,395,750 7/1983 Scheidemann et al. .
4,517,632 5/1985 Roos .
4,844,252 7/1989 Barron et al. .
4,878,156 10/1989 Hallings et al. .
4,974,288 12/1990 Reasner .

[57] **CLAIM**
The ornamental design for a handle for surgical headlight, as shown and described.

DESCRIPTION

FIG. 1 is an elevational view of a handle for surgical headlight of my new design;
FIG. 2 is a top plan view thereof; and,
FIG. 3 is a bottom plan view thereof.

1 Claim, 2 Drawing Sheets



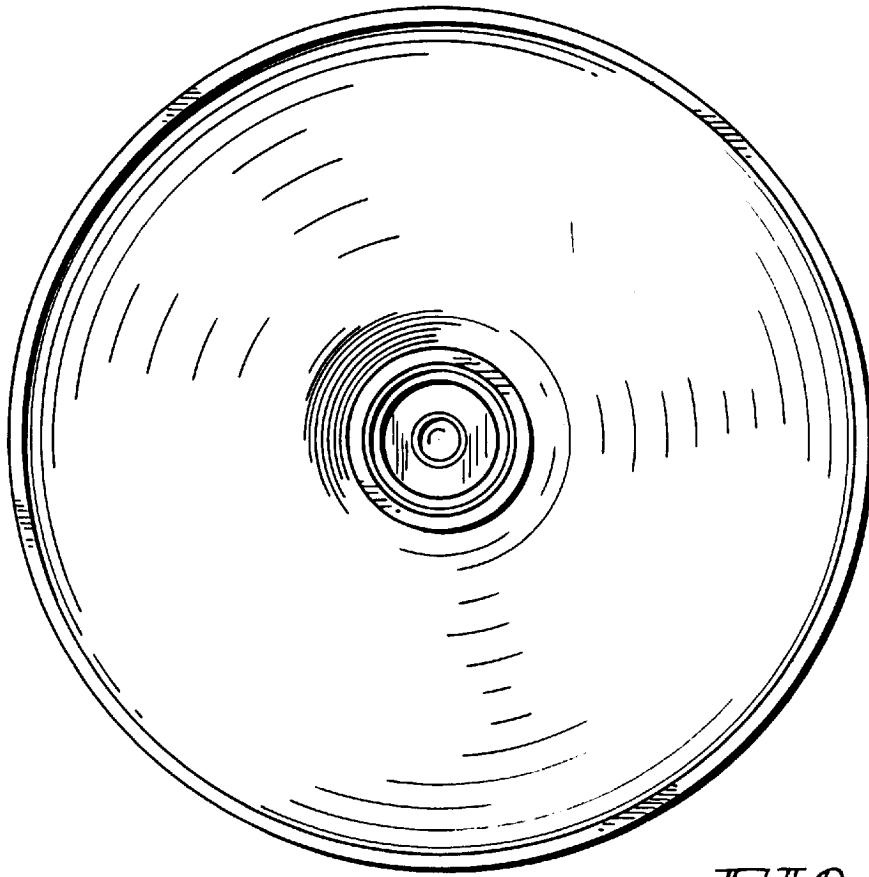


FIG. 2

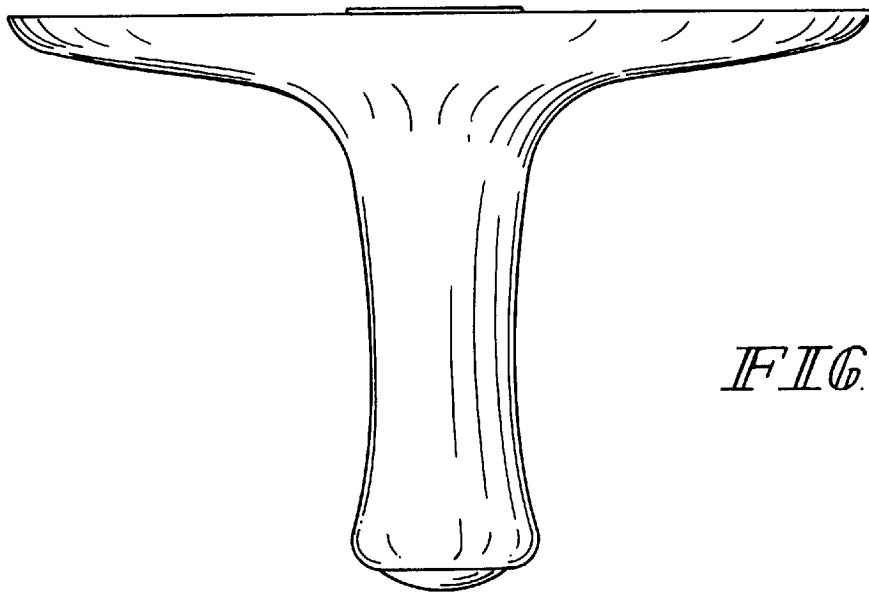


FIG. 1

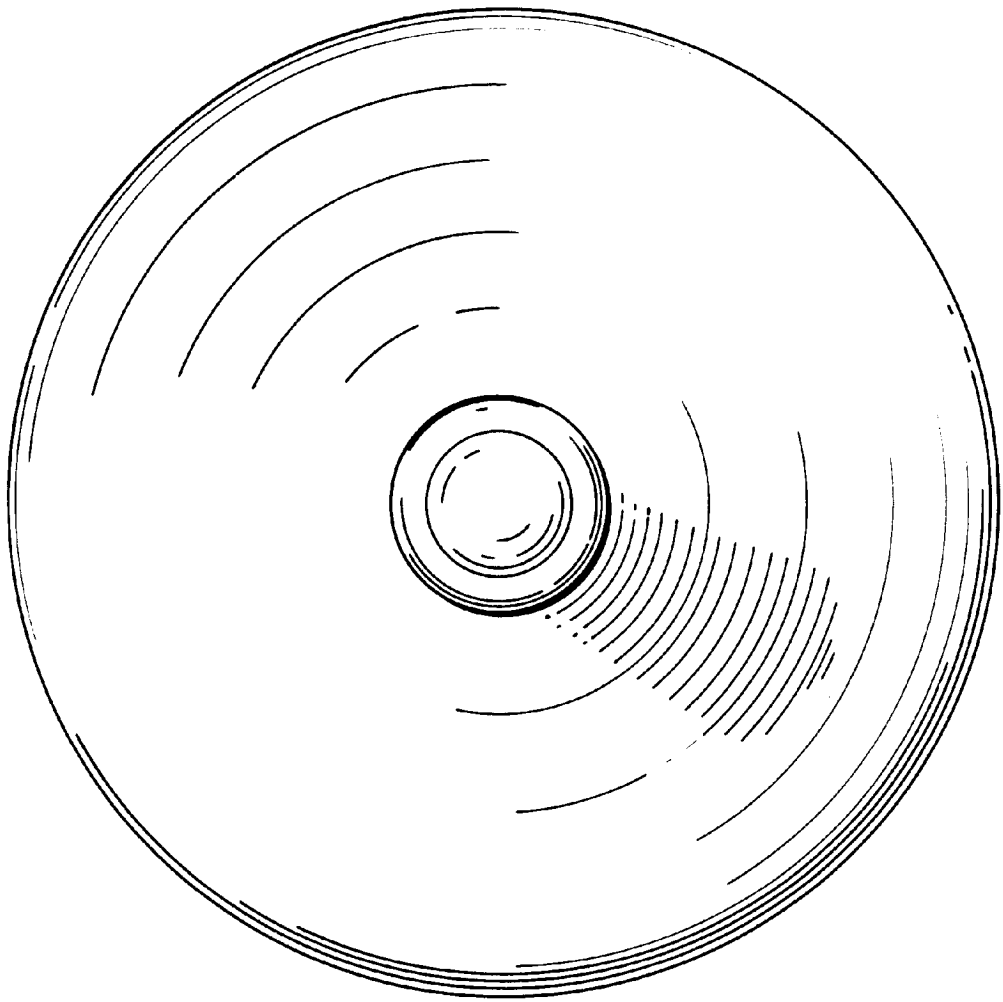


FIG. 3